

Blanket & Pillow Pattern

1 Yard yields 6 blankets

Blanket Instructions:

1. Cut 12" by WOF (Selvage to Selvage). Remove selvages and sub-cut into quarters. This should give you 4- 12"x10-10 1/2" inch pieces of fabric. See Diagram A for cutting 1 yard of fabric. The bold dotted line is your cutting line in Diagram A.

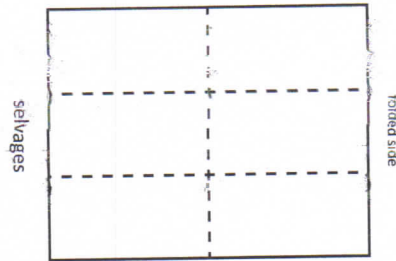


Diagram A

2. Use two pieces of the fabric you have cut and with right sides together and using a 1/4" seam allowance, sew around the perimeter of the fabric leaving a 3" opening to allow for turning right side out.
3. Clip the corners and turn right side out. Iron flat and topstitch 1/8" around the perimeter of the blanket to close the opening used for turning.

4. Use blue painter's tape and attach tape corner to opposing corner diagonally. Measuring out the width of the tape place second tape and so on until the block is covered from edge to edge. Next sew on both sides of the painter's tape right along the edge of the tape. Be careful not to sew through the tape. See diagram B.




Diagram B

Note: The dotted line is your sewing line for all the remaining diagrams. Repeat using the opposing diagonal corners to get a cross-hatch grid. You can re-use your tape for this step. See Diagram C. Again, sew along-side of the tape. Remove the tape & your blanket is finished. Diagram D.

Diagram C





Diagram D



Pillow Instructions:

1. From a scrap piece of fabric cut a rectangle $3\frac{1}{2}$ " x $12\frac{1}{2}$ ".
2. On the short ends ($3\frac{1}{2}$ " side) fold over about $\frac{1}{4}$ " and iron down. Do this to both sides of the short ends.
3. Fold in half right sides together so that your fabric now measures to about $3\frac{1}{2}$ " x 6". Sew up each of the long sides using a $\frac{1}{4}$ " seam allowance.
4. Clip corners and turn rightside out. Add a little fiber fill to assimilate a pillow.
5. Stitch the short side closed on the folded ends to complete the pillow.

On behalf of the DuPage Woodworkers Guild, we thank you for your donation. Our joint efforts will warm the hearts of young girls across Northeastern Illinois.

Gail & Harry Trainor